

QR CODE MANUAL USING THE SYSTEM



*Farmer Profile Registration Manual
- System Access*



*Farmer Profile Registration Manual
- Using The System*



Scan QR code to visit's website
Department of Agriculture Sarawak



<https://doa.sarawak.gov.my/>

HEADQUARTERS

DEPARTMENT OF AGRICULTURE SARAWAK

7,12-14,16 & 17th Floor, Menara Pelita,
Jalan Tun Abdul Rahman Yaakub, 93050 Petra Jaya,
Kuching, Sarawak

☎ 082 - 441000 ☎ 082-447639

Officers to contact

Stonton Morse anak Jerry Rumpang

✉ stonton@sarawak.gov.my
☎ 082-319846

Siti Nur Atiqah binti Abd. Manan

✉ snuratiqah@sarawak.gov.my
☎ 082-319844

Hadijah binti Jahar

✉ hadijahj@sarawak.gov.my
☎ 082-319850

Feona anak John

✉ feonaj@sarawak.gov.m
☎ 082-319851



Komuniti Agro Lestari

DEPARTMENT OF AGRICULTURE SARAWAK

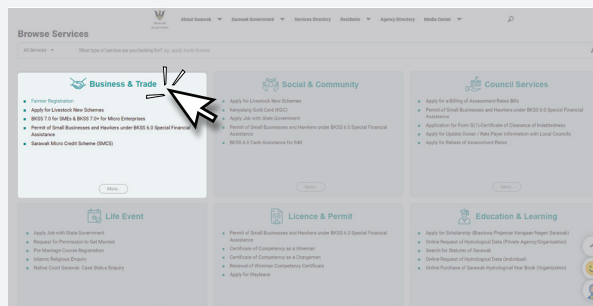
HAVE YOU REGISTERED AS A FARMER ?



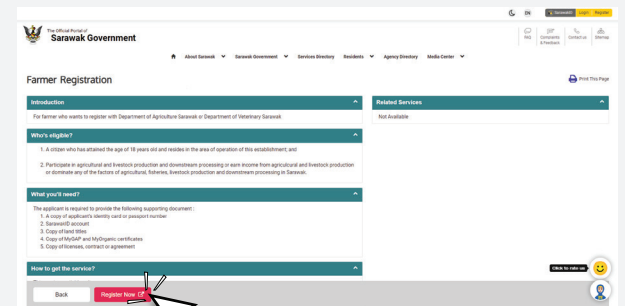
HOW TO REGISTER



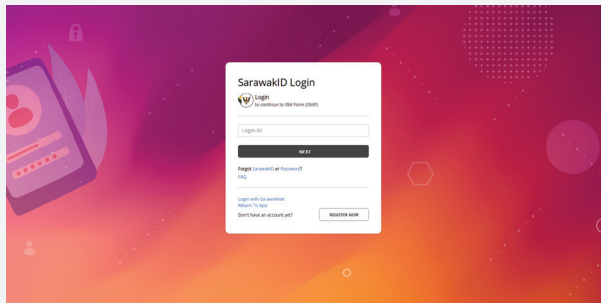
01 Visit The Official Portal of Sarawak Government



02 Choose Farmer Registration under Business & Trade

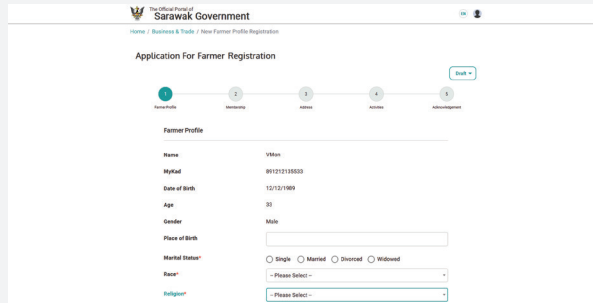


Click **Register Now**



03 Login to Sarawak ID

*Please ensure that you are a registered user of Sarawak ID



Fill in and check your details & click **Submit**



04 Your online application is verified

WHO SHOULD REGISTER ?

A Malaysian citizen who resides in Sarawak and involves in agriculture activity.

The applicant is required to provide a copy of their identity card or passport as a supporting document and has registered a Sarawak ID account.

WHY YOU SHOULD REGISTER ?

Able to access services and assistance schemes application online under Department of Agriculture Sarawak.



Link to Farmer Registration

Register Now